Multiple District LA

As of October 2026 Cumulative

Year	New Clubs	Dropped Clubs	Gain/ Loss Clubs	New Members	Charter Members	Reinstate Members	Transfer Members	Total Member Added	Total Members Dropped	Gain/ Loss Members
2022-2023	9	16	-7	635	241	90	28	994	1,250	-256
2023-2024	5	10	-5	694	132	44	29	899	887	12
2024-2025	9	11	-2	786	202	143	30	1,161	1,213	-52
2025-2026	9	5	4	552	224	38	44	858	984	-126
2026-2027	0	2	-2	147	0	13	3	163	191	-28
Average	**6**	**9**	**-2**	**563**	**160**	**66**	**27**	**815**	**905**	**-90**

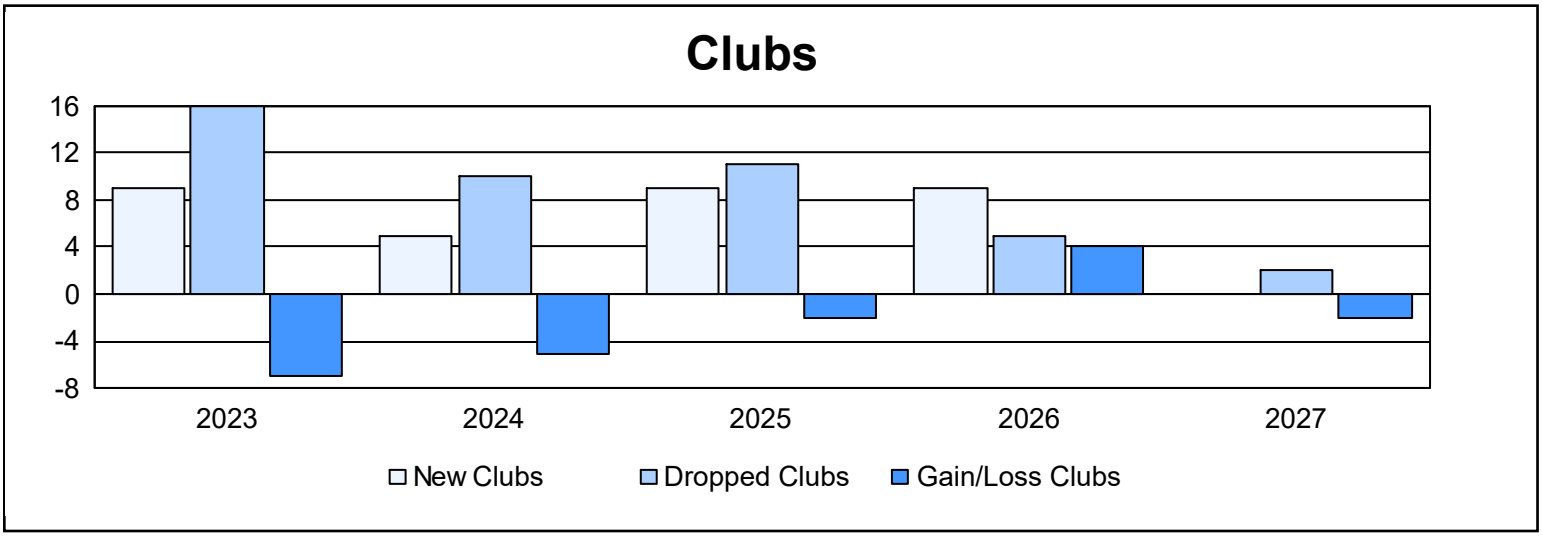

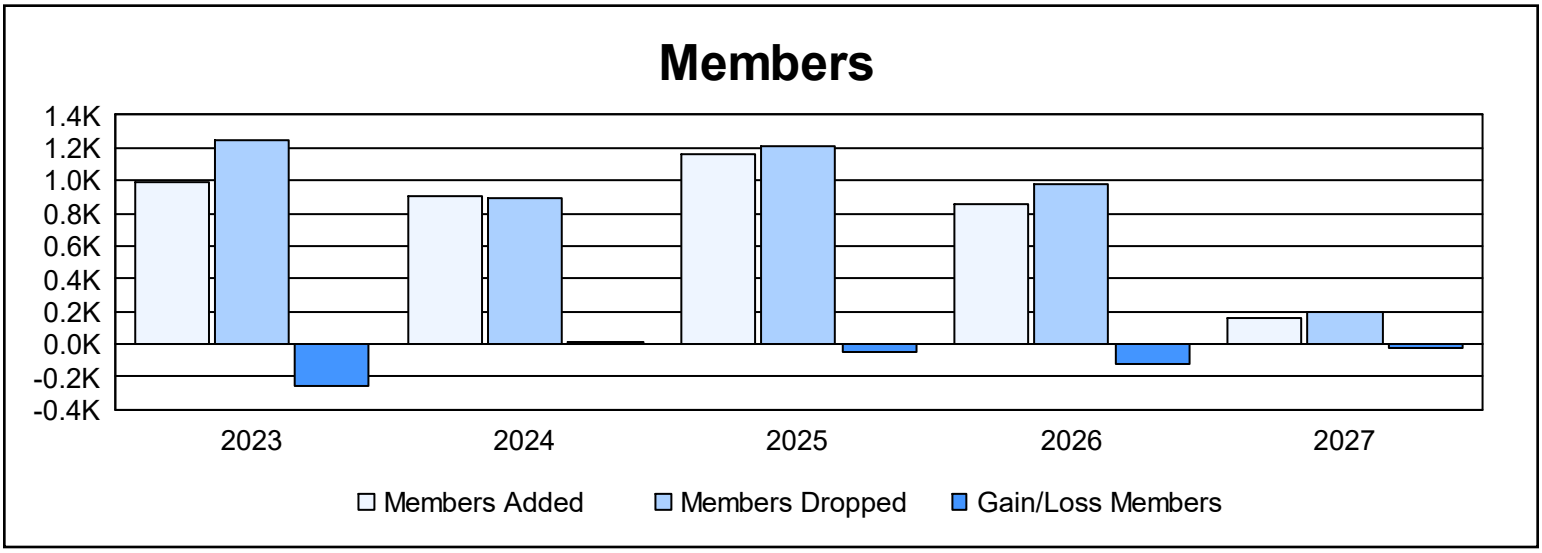

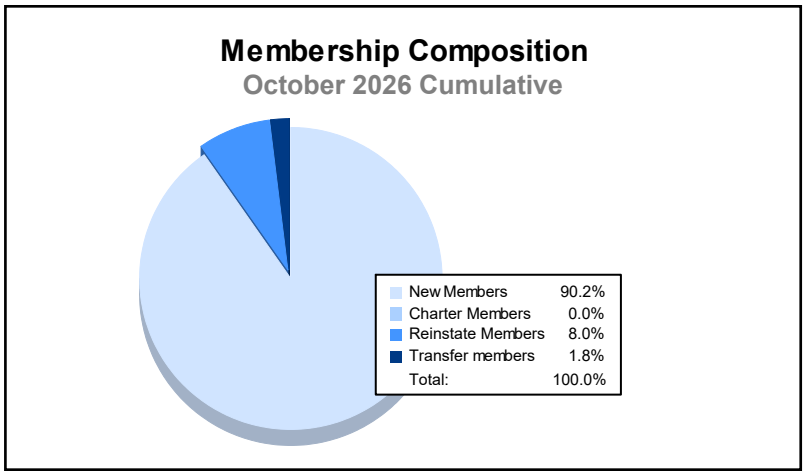
Membership Composition
October 2026 Cumulative
New Members 90.2%
Charter Members 0.0%
Reinstate Members 8.0%
Transfer members 1.8%
Total: 100.0%

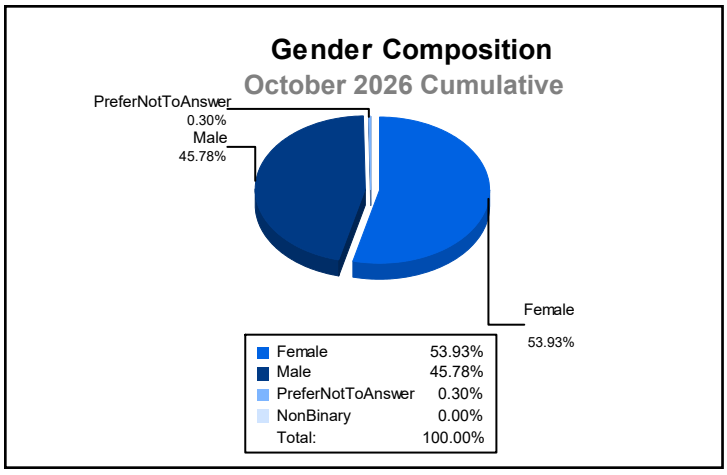
Gender Composition
October 2026 Cumulative
PreferNotToAnswer
0.30%
Male
45.78%
Female
53.93%
Female 53.93%
Male 45.78%
PreferNotToAnswer 0.30%
NonBinary 0.00%
Total: 100.00%